

MFG Core Infrastructure Fund

(Managed Fund) (Ticker: MCSI)

A low-cost diversified portfolio of 70 – 100 of the world's best Infrastructure companies

Fund Update: 31 December 2020

Fund Features

- An actively constructed portfolio of 70 - 100 securities that meet our proprietary definition of infrastructure, rebalanced in a systematic manner
- Highly defensive, inflation-linked exposure
- Investors can buy or sell units on the Chi-X securities exchange like any other listed security or apply and redeem directly with the Responsible Entity

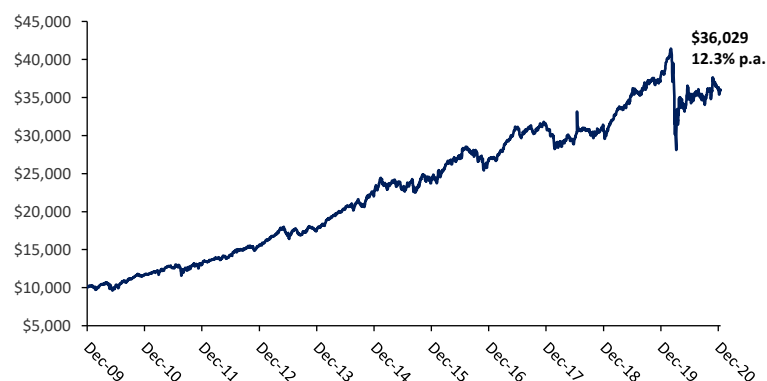
Fund Facts

Portfolio Manager	David Costello		
Structure	Global Listed Infrastructure Fund, A\$ Hedged		
Objective	Achieve attractive risk adjusted returns over the medium to long-term through investment in a diversified portfolio of securities that meet the Investment Manager's definition of infrastructure.		
Inception Date [^]	17 December 2009		
Management Fee ¹	0.50% per annum		
Buy/Sell Spread ^{1,2}	0.15%/0.15%		
Minimum Investment ²	AUD\$10,000		
Fund Size/NAV Price	AUD \$388.8 million / \$1.4900 per unit		
Distribution Frequency	Semi-annually		
Chi-X Ticker	MCSI		
iNAV tickers	Bloomberg	MCSI AU Equity	MCSIIV Index
	Thomson Reuters	MCSI.AX	MCSIAUiv.P
Visit www.mfgcoreseries.com.au for more information, including: fund performance, unit prices and iNAV, investment insights, PDS & forms			

¹All fees are inclusive of the net effect of GST;

² Only applicable to investors who apply for units directly with the Responsible Entity.

Performance Chart growth of AUD \$10,000^{^,*}



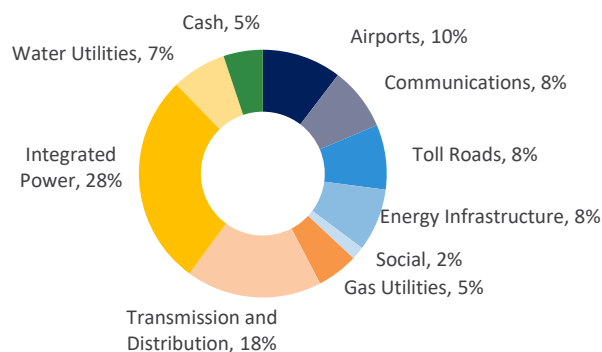
Performance^{^,*}

	Fund (%)	Index (%)**	Excess (%)
1 Month	-1.1	1.4	-2.5
3 Months	3.4	11.3	-7.9
6 Months	3.6	10.6	-7.0
1 Year	-5.8	-11.9	6.1
3 Years (p.a.)	5.3	1.0	4.3
5 Years (p.a.)	7.9	6.1	1.8
7 Years (p.a.)	10.4	6.6	3.8
10 Years (p.a.)	11.9	7.8	4.1
Since Inception (p.a.)	12.3	7.6	4.7

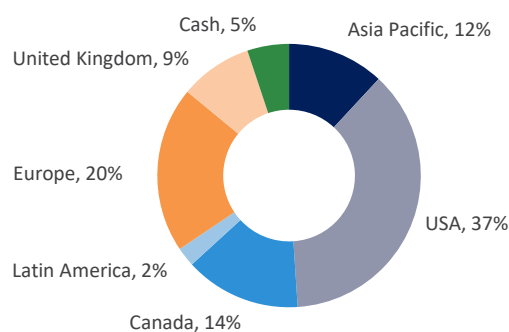
Top 10 Positions

Company	Sector [#]	%
National Grid PLC	Transmission and Distribution	3.0
Transurban Group	Toll Roads	2.9
Fortis Inc	Transmission and Distribution	2.9
Enbridge Inc	Energy Infrastructure	2.9
Vinci SA	Toll Roads	2.8
Cellnex Telecom SA	Communications	2.7
TC Energy Corporation	Energy Infrastructure	2.7
Sydney Airports	Airports	2.5
Aena SME SA	Airports	2.4
Snam SpA	Gas Utilities	2.1
TOTAL:		26.9

Sector Exposure[#]



Geographical Exposure[#]



[^] The Fund was established on 17 December 2009 as an unregistered managed investment scheme. On 19 November 2020, the Fund's name was changed to MFG Core Infrastructure Fund and on 30 November 2020 the Fund was registered with ASIC as a registered managed investment scheme and became available to retail investors.

* Calculations are based on exit price with distributions reinvested, after ongoing fees and expenses but excluding individual tax, member fees and entry fees (if applicable). Returns denoted in AUD.

** S&P Global Infrastructure Net Total Return Index (A\$ Hedged) spliced with UBS Developed Infrastructure and Utilities Net Total Return Index (A\$ Hedged). Note: as the UBS Developed Infrastructure and Utilities Net Total Return Index (A\$ Hedged) ceased to be published from 31 May 2015, it was replaced by Magellan on 1 January 2015 with the S&P Global Infrastructure Net Total Return Index (A\$ Hedged).

Sectors are internally defined. Geographical exposure is by domicile of listing. Exposures may not sum to 100% due to rounding.

Fund Commentary

The portfolio recorded a positive return in the December quarter. The stocks that contributed the most were the investments in Aena of Spain and Vinci and ADP of France. Aena, the world's largest airport operator, Vinci, which operates across transport infrastructure and contracting, and ADP, which manages Paris's airport system, rose on hopes that a vaccine for the virus that causes the illness known as COVID-19 would soon enough return life – and passenger traffic – to normal.

Stocks that detracted included the investments in SBA Communications of the US, TC Energy of Canada and Cellnex Telecom of Spain. SBA declined as the real estate investment trust that owns an interest in telecommunications saw investor expectations around a 2021 5G-driven acceleration in leasing activity decline. TC Energy and Cellnex Telecom fell as bullish investors turned away from safer stocks during a vaccine-fuelled rally. Cellnex declined even though the telecom reported results for nine months to September that showed deals across Europe had boosted earnings by 68% from a year earlier and the company announced it had agreed to buy the CK Hutchison Holdings European telecommunication towers for about 10 billion euros.

Stock Story: Aena



Aena is the world's largest airport operator in terms of passenger traffic. The company earns that title by shuffling 275 million passengers through Spain's 46 airports and two heliports and another 18 million people through its 51%-owned Luton in the UK, one of the 45 airports outside Spain in which Aena has a direct or indirect holding.

In February 2020, the year ahead was looking good enough for the majority-Spanish-government-owned company to raise its forecast for growth in passenger traffic for last year to 1.9% from 1.1% – not a spectacular increase but a reflection of the steady growth that essential services tend to enjoy as populations grow in size and wealth. Needless to say, Aena's prediction was upended when the coronavirus arrived in Europe.

Passenger numbers are key for airports because they are the key determinants of their two main sources of earnings (which, for Aena, amounted to 4.5 billion euros in 2019). The biggest source of income is from aeronautical revenue (64% of Aena's revenue in 2019). This comprises the income from flights, terminal space rentals, landing fees and other usage fees. The other main source of revenue for airport operators is non-aeronautical earnings, the term for the money people spend at shops within a terminal and for parking their cars (29% of Aena's 2019 revenue). Basically, the more people fly, the more an airport operator earns. Thus, the income of airport operators was devastated when passenger numbers dived after European governments imposed restrictions on daily life and banned or restricted travel to combat infections.

The pandemic hit Spain hard so Aena's businesses suffered. Passenger numbers in March dropped by 59% from a year earlier. April's plunge was 99%, as was May's. The result for June was a dive of 96%, July's drop was 76% while August's decline came in at 70%, an improvement that reflected an easing of restrictions as infection rates declined.

Aena's stock naturally fell when the virus reached Europe as investors reassessed its earnings outlook and rating companies such as Moody's reviewed the ability of companies to repay debt. On March 31, for example, Moody's downgraded the debt rating on 11 European airport operators but only reduced the 'outlook' on Aena's 'A3' rating – which is a warning that Moody's might reduce the rating. From the end of 2019, Aena's stock fell as much as 48% by mid-March before ending 2020 only 17% lower overall for the year.

Another way to read that sentence is that Aena's stock ended the year 60% above its 2020 low. The gain was thanks to news in November that vaccines had been developed for the novel coronavirus, with the possibility that life could return to normal sooner. The optimism surrounding these vaccines even overcame concerns about the financial damage Europe's second wave of COVID-19 infections and related restrictions

would herald. The UK in December became the first country to commence vaccinating its population. Expectations are high that, over 2021, vaccination campaigns can defeat the pandemic.

Aena is particularly well placed for a recovery compared with its listed airport peers. Not only does the company have a government-endorsed monopoly over air travel in Spain, but also, its mix of passenger traffic in terms of tilt towards domestic routes and purpose of travel makes it stand out.

We would expect domestic and regional traffic to come back first, followed by long-haul international travel. At Spanish airports, 91% of Aena's traffic in 2019 was domestic or EU travel. Aena also estimates that business travel represented only about 19% of total traffic in 2019 – well below that of other listed peers. This mix is especially important given potential structural shifts in the market that could arise from the pandemic – there is likely to be a quick rebound in leisure and personal travel but much slower revival in business flying.

Personal travel is likely to bounce back most quickly because people will be keen to see the friends and relatives they couldn't visit in 2020. Leisure travel is also likely to return to more pre-COVID-19 levels because, freed of lockdowns, people will look to get away on holiday; these would include many northern Europeans keen to escape their chilly countries by visiting sunny Spain. However, the recovery in business travel is expected to lag as the economic damage of the pandemic is likely to see businesses seek to reduce costs. Travel budgets will likely be one of the first areas to be cut, not least because the pandemic showed that Zoom, Microsoft Teams and other such software were adequate substitutes for many face-to-face meetings.

On top of all this, Aena is a well-managed company that due to exceptional control of costs recorded a profit in its aeronautical business in the third quarter of 7.5 million euros even though traffic was down 75% for the three months. That result added to years of reliable earnings. All up, we are confident that Aena can redisplay one of the key attributes we expect from infrastructure stocks; that is, the ability to offer reliable earnings.

It must be stressed that the pandemic is not over. COVID-19 could have transformed, rather than just temporarily impeded, people's holiday and personal travel habits in such a way that Aena loses out. Airlines' financial burdens have increased substantially, and it is unlikely all will survive. In addition, airport operators in Europe face the longer-term threat of increase environmental taxes on plane tickets, making air travel less attractive. Prior to the pandemic, there was an active 'flygskam' (flight shaming) movement to encourage the use of trains over planes. Even allowing for these, Aena seems one of the best-placed of the world's listed airport operators as 2021 gets underway.

Sources: Company website, Bloomberg and Dunn & Bradstreet.

Important Information: Units in the fund(s) referred to herein are issued by Magellan Asset Management Limited ABN 31 120 593 946, AFS Licence No. 304 301 ("Magellan"). This material is issued by Magellan and has been prepared for general information purposes only and must not be construed as investment advice or as an investment recommendation. This material does not take into account your investment objectives, financial situation or particular needs. This material does not constitute an offer or inducement to engage in an investment activity nor does it form part of any offer documentation, offer or invitation to purchase, sell or subscribe for interests in any type of investment product or service. You should read and consider any relevant offer documentation applicable to any investment product or service and consider obtaining professional investment advice tailored to your specific circumstances before making any investment decision. A copy of the relevant PDS relating to a Magellan financial product or service may be obtained by calling +61 2 9235 4888 or by visiting www.mfgcoreseries.com.au.

Past performance is not necessarily indicative of future results and no person guarantees the future performance of any fund, the amount or timing of any return from it, that asset allocations will be met, that it will be able to implement its investment strategy or that its investment objectives will be achieved. Statements contained in this material that are not historical facts are based on current expectations, estimates, projections, opinions and beliefs of Magellan. Such statements involve known and unknown risks, uncertainties and other factors, and undue reliance should not be placed thereon. This material may contain "forward-looking statements". Actual events or results or the actual performance of a Magellan financial product or service may differ materially from those reflected or contemplated in such forward-looking statements. This material may include data, research and other information from third party sources. Magellan makes no guarantee that such information is accurate, complete or timely and does not provide any warranties regarding results obtained from its use. No representation or warranty is made with respect to the accuracy or completeness of any of the information contained in this material. Magellan will not be responsible or liable for any losses arising from your use or reliance upon any part of the information contained in this material.

Further information regarding any benchmark referred to herein can be found at www.mfgcoreseries.com.au. Any trademarks, logos, and service marks contained herein may be the registered and unregistered trademarks of their respective owners. This material and the information contained within it may not be reproduced, or disclosed, in whole or in part, without the prior written consent of Magellan. MCS144196